



Main picture Chrome Curved Towel Rail

Heating & Ventilation

Temperature and ventilation are critical to the comfort within any bathroom. With this in mind iflo has a great range of heated towel rails, radiator valves and ventilation solutions. To complete this we have an exclusive range of heating controls, towel rail valves and ventilation accessories, all backed by market leading guarantees.



Heating & Ventilation

Chrome Flat Towel Rails

Manufactured to EN 442



Above Flat Chrome Towel Rail



22mm diameter tubes

Height (mm)	Length (mm)	No. of Tubes	Centre (mm)	Watts	BTU	Optional Element (Watts)	Code
691	450	13	400	192	655	300	293944
691	600	13	550	259	883	300	293945
1186	450	22	400	341	1163	300	293947
1186	600	22	550	416	1419	400	293948
1771	450	33	400	468	1596	400	293949
1771	600	33	550	604	2128	700	293950

25mm diameter tubes


Height (mm)	Length (mm)	No. of Tubes	Centre (mm)	Watts	BTU	Optional Element (Watts)	Code
801	450	17	400	319	1088	300	297632
801	450	17	400	405	1381	400	297634
1252	450	25	400	448	1528	400	297635
1252	600	25	550	580	1978	700	297636

Chrome Curved Towel Rails

Manufactured to EN 442



Chrome Curved Towel Rail



22mm diameter tubes

Height (mm)	Length (mm)	No. of Tubes	Centre (mm)	Watts	BTU	Optional Element (Watts)	Code
691	450	13	400	196	663	300	293951
1186	450	22	400	341	1163	300	293952
1186	600	22	550	419	1429	400	293953
1771	600	33	550	635	2165	700	293954



Above Electric Chrome Towel Rail

Electric Chrome Towel Rail

Manufactured to EN 60335-2-30 & EN 60335-2-43

Height (mm)	Length (mm)	Watts	BTU	Code
801	450	300	1023	698573
1252	500	500	1705	698574

2 YEAR GUARANTEE

White Flat Towel Rails

Manufactured to EN 442



Above Flat White Towel Rail



22mm diameter tubes


Height (mm)	Length (mm)	No. of Tubes	Centre (mm)	Watts	BTU	Optional Element (Watts)	Code
691	450	13	400	286	975	300	293938
826	600	15	550	425	1449	400	293939
1186	450	22	400	471	1606	400	293940
1186	600	22	550	598	2039	700	293941

25mm diameter tubes


Height (mm)	Length (mm)	No. of Tubes	Centre (mm)	Watts	BTU	Optional Element (Watts)	Code
813	450	19	400	377	1286	400	297628
813	600	19	550	485	1654	400	297629
1263	450	29	400	573	1954	700	297630
1263	600	29	550	744	2537	700	297631

White Curved Towel Rails

Manufactured to EN 442.



Above Curved White Towel Rail



22mm diameter tubes

Height (mm)	Length (mm)	No. of Tubes	Centre (mm)	Watts	BTU	Optional Element (Watts)	Code
826	500	15	450	365	1245	400	293942
1186	500	22	450	513	1749	700	293943

Heating & Ventilation

Heating Elements

Standard On / Off Switch
Suitable for Closed Circuits only

Description	Product Code
Element Size 300 Watts White	920510
Element Size 400 Watts White	522144
Element Size 700 Watts White	522145
Element Size 1000 Watts White	522147
Element Size 1500 Watts White	522148
Element Size 300 Watts Grey	675056
Element Size 400 Watts Grey	947539
Element Size 700 Watts Grey	947552
Element Size 1000 Watts Grey	947649
Element Size 1500 Watts Grey	947651



Radiator Valves

Contract TRV



Description
15mm Angled TRV

Product Code
860939

- ~ The TRV has undergone pressure testing, Performance testing, Torque testing & bend testing
- ~ Product is covered by EN215

Standard TRV



Description
15mm Angled Body TRV

Product Code
340167

15mm Straight Body TRV 341002

15mm Angled Body TRV Chrome Head 559115

15mm Angled TRV + Manual Lockshield 559117

15mm Straight TRV + Manual Lockshield 559119

- ~ Wax Sensor
- ~ Bi-Directional Valve Body
- ~ Approved to EN215
- ~ 5 Year Guarantee
- ~ Range Limiting Function
- ~ Chrome Plated Valve Body

Premium TRV



Description
15mm Angled TRV White Head

Product Code
860941

15mm Straight TRV White Head 860943

15mm Angled TRV Chrome Head 860944

15mm Straight TRV Chrome Head 860950

- ~ Polished Chrome plate finish
- ~ 5 Year Guarantee
- ~ Frost Setting at 6°
- ~ Vertical or horizontal mounting
- ~ Approved to EN215
- ~ Bi-Directional
- ~ Liquid Sensor

Chrome Cross Top TRV



Description
15mm Chrome Cross Top Angled

Product Code
554334

15mm Chrome Cross Top Straight 612182

Chrome Barrel TRV



Description
15mm Chrome Barrel Head Angled

Product Code
594470

15mm Chrome Barrel Head Straight (Pair) 830469

Heating & Ventilation

Heating Controls

Timer & Programmer



Description	Product Code
Timeswitch 24 Hour 7 Day	985626
Programmer	985627

Bypass & Motorised Valves



Description	Product Code
Bypass Valve 22mm Automatic Bypass Valve	983949
Motorised Valves 2 Way 22mm	985384
2 Way 28mm	985386
Mid Position - 3 Way 22mm	985632
Mid Position - 3 Way 28mm	985633
Synchronised Motor for Motorised Valve	985387

Room Thermostats



Description	Product Code
Room Thermostat	985628
Digistat Plus 2 Room Thermostat	263942

Cylinder Thermostat



Description	Product Code
Cylinder Thermostat	985629

WHY NOT?...



Looking to refresh your bathroom, why not replace your taps. See pages 20 - 30.

Heating Control Packs



Description	Product Code
Mid Position 22mm	985630
Twin Zone 22mm	985631

Wireless Room Thermostats



Description	Product Code
Digistat Plus RF Wireless Room Thermostat	263932
Digistat Plus RF2 Programmable Wireless Room Thermostat	263939

Ventilation



Above 4" Fan Humidity 384426

4" Pull Cord Fan

Product Code 384424

- ~ 100mm 4" Pullcord Model - designed for bathrooms and toilets, this wall fan unit comes complete with pullcord switch.
- ~ Quiet and efficient in operation. Has an extract rate of 85m³ per hour / 23 litres per second.
- ~ Tested to comply with EN 60 335-2-80, EN 60 335-1.

6" Pull Cord Fan

Product Code 384429

- ~ 150mm 6" Pullcord Model - designed for utility rooms and kitchens, this wall fan unit comes complete with pullcord switch.
- ~ Quiet and efficient in operation. Has an extract rate of 230m³ per hour / 64 litres per second.
- ~ Tested to comply with EN 60 335-2-80, EN 60 335-1.

4" Fan Humidity

Product Code 384426

- ~ 100mm 4" Humidity Model - designed for bathrooms and toilets, this wall or ceiling fan unit comes complete with a humidity control which is adjustable between 40RH and 95RH complete with integral adjustable timer.
- ~ Quiet and efficient in operation. Has an extract rate of 85m³ per hour / 23 litres per second.
- ~ Tested to comply with EN 60 335-2-80, EN 60 335-1.

4" Fan with Timer

Product Code 384425

- ~ 100mm 4" Timer Model - designed for bathrooms and toilets, this wall or ceiling fan unit comes complete with an integral adjustable electronic timer (1-20 minutes).
- ~ Quiet and efficient in operation. Has an extract rate of 85m³ per hour / 23 litres per second.
- ~ Tested to comply with EN 60 335-2-80, EN 60 335-1.

Ventilation

White RtDeco Fans



Description

100mm RtDeco Timer Fan

Product Code

364518

- ~ Unique tile design
- ~ Easy to install and maintain
- ~ Long life motor
- ~ Designed for wall or ceiling mounting with easy fixing clips
- ~ Extracts up to 75m³ per hour/20 litres per second

2 YEAR GUARANTEE

Chrome RtDeco Fans



Description

100mm RtDeco Timer Fan

Product Code

364549

- ~ Chrome finish
- ~ Easy to install and maintain
- ~ Long life motor
- ~ Designed for wall or ceiling mounting with easy fixing clips
- ~ Extracts up to 75m³ per hour/20 litres per second

2 YEAR GUARANTEE

4" Fan Shower Kit and Timer

Product Code 384427



- ~ 100mm 4" In-Line Timer Shower Fan - This In-Line timer fan comes complete with internal circular ceiling grille, 3 metres of ducting and an external fixed louvred grille.
- ~ Has an extract rate of up to 85m³ per hour / 23 litres per second.
- ~ Tested to comply with EN 60335-2-80, EN 60335-1.

4" Fan Shower Kit with Timer and Light

Product Code 384428



- ~ Showerlite Timer Fan Kit Model - As an alternative to the In-Line shower fan kit this model comes with a distinctive Showerlite which is incorporated into a circular diffuser.
- ~ The Showerlite can be used in the splash area of a shower or bath and is powered by a SELV remote safety isolating transformer which is also included.

Tumble Dryer Kit

Product Code 384430



- ~ Complete kit to vent a tumble dryer. Includes external wall grille, ducting and fixing attachments.
- ~ Suitable for most tumble dryers.

Cooker Hood Vent Kit



Description	Product Code
Cooker Hood Vent Kit Comes complete with 1.5 metre aluminium ducting, external white wall grille, worm drive clamp and fixings.	384431

Ducting



Description	Product Code
100mm x 3m Ducting PVC Flexible White	384432
100mm x 3m Ducting Aluminium Flexible White	384433
100mm x 1.5m Ducting Aluminium Flexible White	384434
Ducting Clips 4" Pack of 2	384440

Vents



Description	Product Code
4" Self Close Vent Brown	384435
4" Self Close Vent White	384436
4" Fixed External Vent Brown	384437
4" Fixed External Vent White	384438

WHY NOT?...



Looking to refresh your bathroom, why not install a towel rail.
See pages 58 and 59.

Immersion Heaters

Copper Immersion Heater



Description	Product Code
iflo 11" Copper Immersion Heater with Thermostat	310843
iflo 14" Copper Immersion Heater with Thermostat	310849
iflo 18" Copper Immersion Heater with Thermostat	310855
iflo 23" Copper Immersion Heater with Thermostat	310862
iflo 27" Copper Immersion Heater with Thermostat	310863
iflo 30" Copper Immersion Heater with Thermostat	310866
iflo 36" Copper Immersion Heater with Thermostat	310867

- ~ Complies with latest European standards
- ~ BEAB approved factory and BEAB approved product
- ~ Dual Safety Thermostat included
- ~ Pre wired electrical connection (just connect to mains)
- ~ For either vertical or horizontal installation
- ~ New washer included

Incolloy Immersion Heater



Description	Product Code
iflo 11" Incolloy 800 Immersion Heater + Thermostat	310890
iflo 14" Incolloy 800 Immersion Heater + Thermostat	310909
iflo 18" Incolloy 800 Immersion Heater + Thermostat	310911
iflo 23" Incolloy 800 Immersion Heater + Thermostat	310928
iflo 27" Incolloy 800 Immersion Heater + Thermostat	310958
iflo 30" Incolloy 800 Immersion Heater + Thermostat	310960
iflo 36" Incolloy 800 Immersion Heater + Thermostat	310965

- ~ Complies with latest European standards
- ~ BEAB approved factory and BEAB approved product
- ~ Dual Safety Thermostat included
- ~ Pre wired electrical connection (just connect to mains)
- ~ For either vertical or horizontal installation
- ~ New washer included

Titanium Immersion Heater



Description	Product Code
iflo 11" Gr2 Titanium Immersion Heater + Thermostat	310975
iflo 27" Gr2 Titanium Immersion Heater + Thermostat	310979

- ~ Complies with latest European standards
- ~ BEAB approved factory and BEAB approved product
- ~ Dual Safety Thermostat included
- ~ Pre wired electrical connection (just connect to mains)
- ~ For either vertical or horizontal installation
- ~ New washer included

Thermostats



Description	Product Code
iflo 7" Dual Safety Thermostat	311045
iflo 11" Dual Safety Thermostat	311062
iflo 18" Dual Safety Thermostat	311117



Main picture Chrome Curved Towel Rail